



I/O Interface I/O Extension Module

CON_AUX
SM64_CON_A
CON_R_AUX
SM64_CON_R

Description

The CON-IO-Cards were developed for the simple and clear connection of external peripherals to the CS121 or the SiteMonitor II. To these devices belong

switches, sensors, warning lamps, SPS, audible and optical alarm indicators etc.. Three different versions are at hand.

Connection-Terminal

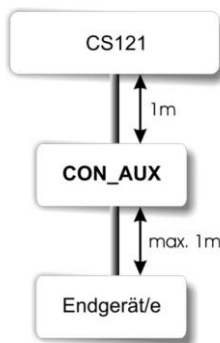
for the CS121

with 4 digital inputs and 4 digital outputs

Order number: **CON_AUX**



Anschluss-Schema



The CON_AUX is a pure converter of RJ12 connectors to accordant screw terminals. With this terminal the operator is able to connect input or rather output lines/cables to the CS121. The distance between the CS121 and the end device should be at most 2 meters. The configuration of the pull-up or rather pull-down resistance will be defined via jumpers.

Scope of delivery:

- Connector cable RJ12/6_1, 1m

Connection-Terminal

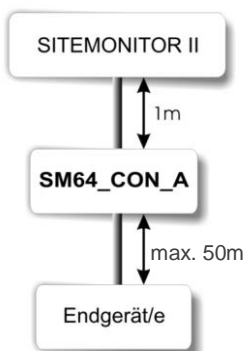
for the SITEMONITOR II 64

with 4 digital outputs

Order number: **SM64_CON_A**



Anschluss-Schema



The SM64_CON_A is a pure converter of RJ12 connectors to accordant screw terminals. With this terminal the operator is able to connect input or rather output lines/cables to the SiteMonitor II. The distance between the SiteMonitor II and the end device should be at most 50 meters.

Scope of delivery:

- Connector cable RJ12/6_5, 5m

Relay-Connection-Terminal

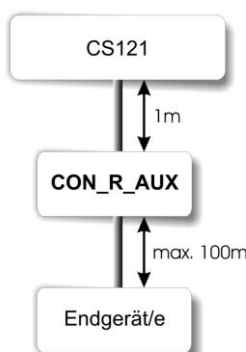
for the CS121

with 4 digital inputs and 4 relay outputs

Order number: **CON_R_AUX**



Anschluss-Schema



The CON_R_AUX possesses 4 digital inputs and 4 relay outputs, whose state will be displayed via LEDs. With the usage of the CON_R_AUX, you are able to connect external devices to the CS121, which require potential-free relay outputs and/or are installed at most 100 meters away from the connection terminal. The CS121 provides 4 AUX channels, which can be defined as in- or rather outputs. The CS121 can be supplied through the extension connector of the CON_R_AUX, so that only one power supply for both devices is required.

Scope of delivery:

- Connector cable RJ12/6_1, 1m
- 12 V power supply
- Optional: Power supply cable PWRCH, 2m

Connection-Terminal

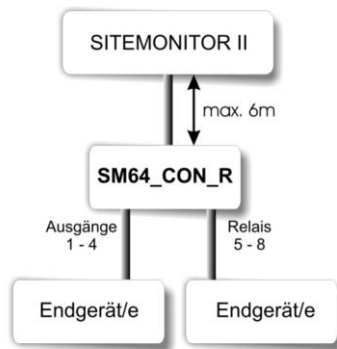
for the SITEMONITOR II

with 4 relay outputs

Order number: **SM64_CON_R**



Anschluss-Schema



The SM64_CON_R is the optimal fitting, if relay outputs at the SiteMonitor II are desired. The SM64_CON_R will be connected and supplied via the SiteMonitor II directly, which provides 2 independent AUX outputs.

The operator is able to control up to 8 relays via the events or rather the Alarm Matrix. The state of the respective input/ output will be displayed via LEDs.

Scope of delivery:

- Connector cable RJ12/6_1, 1m

Technical Data

	CON_AUX	SM64_CON_A	CON_R_AUX	SM64_CON_R
Digital inputs	4	-	4	-
Digital outputs	4	4	-	-
Relay outputs	-	-	4	4
Input data	3,3V	-	12V	-
Output data	3,3 V/10 mA	3,3 V/10 mA	0,5 A at 48 V AC	0,5A at 48V AC
	-	-	1 A at 24 V DC	1 A at 24 V DC
External power supply	-	-	12 V	-
Supply connections for external devices	3,3 V/10 mA	3,3 V/10 mA	12 V / 200 mA	12 V / 200 mA
Housing	Synthetic	Synthetic	Synthetic	Synthetic
Weight	70 g	70 g	100 g	80 g
Measures B x H x T	68 x 78 x 40 mm	68 x 78 x 40 mm	68 x 78 x 45 mm	68 x 78 x 40 mm
Mounting	35 mm DIN top hat rail or wall holder	35 mm DIN top hat rail or wall holder	35 mm DIN top hat rail or wall holder	35 mm DIN top hat rail or wall holder